


## Architectural Sill-Height Convectors Architectural Sloped Top Sill-Height Convectors



BCI



BCSI

### Applications

- Air, Rail or Bus Terminals
- Auditoriums
- Corridors
- Entryways
- Foyers
- Hallways
- Lobbies
- Offices

The BCI/BCSI architectural sill-height convectors (also known as draft barriers) are designed to fit under large windows to prevent cold down drafts. These heaters can provide total or supplemental heating for a variety of applications.

- **Installation Options:** Units may be mounted to the wall flush on the floor or on pedestals. Custom lengths, blank sections and inside or outside corners are available for wall-to-wall installations. Units can be ordered with smooth painted finish when the back of the heater is visible.
- **Added Safety:** The sloped-top of the BCSI prevents objects from being set on top of the heater, which can restrict airflow and cause overheating.
- **Choice of Colors:** Heaters can be matched to any décor. White or almond is standard and a wide range of optional colors and custom finishes including anodized aluminum are available.

## Standard Construction Features

**Heating Elements** – Stainless steel elements with aluminum fins float on high temperature nylon bushings for quiet operation.

**Housing** – Cabinet is constructed of 18-gauge steel with a 14-gauge aluminum front cover. The unit has a polyester powder paint finish in white or almond. End caps are provided on all units.

**Inlet/Outlet Grilles** – The fresh air inlet grille is located on the front of the unit. The outlet grille has openings less than 0.25 inches to discourage tampering with the heating element (pencil-proof).

**Built-in Controls** – Linear limit, automatic reset thermal cutout.

**Electrical Connection** – Each baseboard heater has a junction box located on both ends and a built-in full length wireway.

**Installation Requirements** – Field or factory-installed low voltage relay and thermostat kits fit into the right-hand junction box only.

# Architectural Sill-Height Convactor Architectural Sloped Top Sill-Height Convactor

## Factory Built-in Options

Code	Description
A	Bottom Air Inlet
D3	Disconnect Switch, 277V, Double-pole, 20 Amp
L	Custom Length
M1	High Altitude Automatic Cutout
R1	24V Relay, Single-pole, 240V, 22 Amp; 277V, 19 Amp
R2	24V Relay with Transformer, 240V, 22 Amp; 277V, 19 Amp
R6	Pneumatic Relay, 480V, 20 Amp
R7	Triac Proportional Relay, 277V Max., 2500W Max.
S	Smooth painted finish on heater back
T1	Tamperproof Thermostat, Single-pole, 240V, 25 Amp; 277V, 10 Amp
T2	Tamperproof Thermostat, Double-pole, 240V, 25 Amp; 277V, 10 Amp
T5	Adjustable Thermostat, Single-pole, 240V, 25 Amp; 277V, 10 Amp
T6	Adjustable Thermostat, Double-pole, 240V, 25 Amp; 277V, 10 Amp

## Field-Installed Options

(shipped loose for field installation into heater)

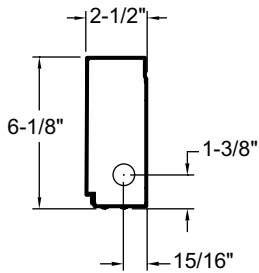
Catalog Number	Description
906-124585(1)	Inside Corner
906-124586(1)	Outside Corner
906-124587	Round Pedestal Kit, 3-5", Qty=2
906-169806	Square Pedestal Kit, 2", Qty=2
906-124588(1)	Splice Plate 2" Long
906-124589(1)	Contour Splice Plate for Code A (Bottom Air Inlet) and/or Heater with Pedestals
906-124590	24V Relay Kit, 240V, 22 Amp; 277V, 25 Amp
906-124591	24V Relay Kit with Transformer, 120V, 22 Amp
906-124592	24V Relay Kit with Transformer, 208V, 22 Amp
906-124593	24V Relay Kit with Transformer, 240V, 22 Amp
906-124594	24V Relay Kit with Transformer, 277V, 19 Amp
906B-XXX(1)	Blank Section (specify length in inches-XXX)

(1) Change 906 prefix to 904 for BCSI.

**Standard colors - Add W for white finish or A for almond finish to the end of part number.**

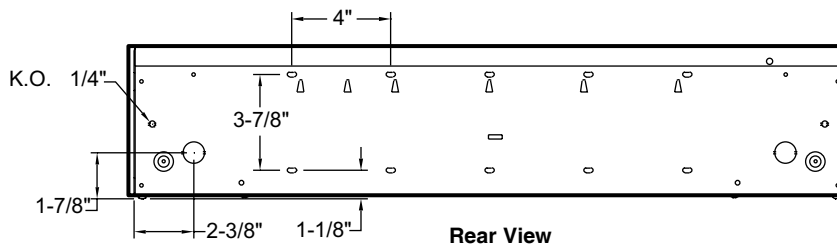
Special or custom colors - See inside back cover for color codes to be added to end of part number.

## Remote Room Thermostat – See page 99

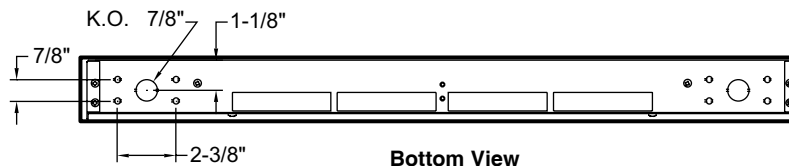


Side View

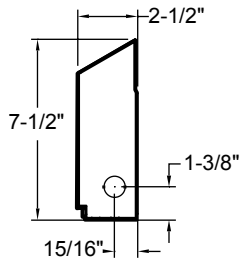
### BCI Series



Rear View

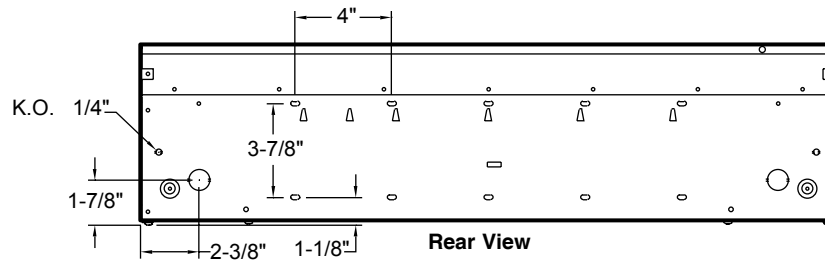


Bottom View

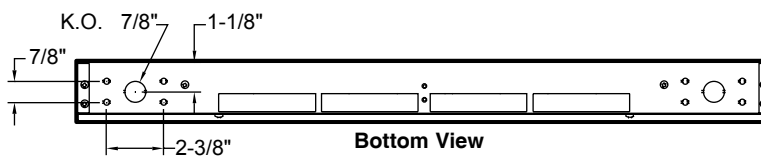


Side View

### BCSI Series



Rear View



Bottom View

## Architectural Sill-Height Convactor Architectural Sloped Top Sill-Height Convactor

BCI Model: 906U (Flat Top)

BCSI Model: 904U (Sloped Top)

How to order: Model + Heater Code with color code + Options (example 906U01000BW-2632-T5)

Length In. (mm)	Density		Watts	Heater Code						Watts at 240/208V	Heater Code		Weight Lbs (kg)	
	W/Ft	W/m		120V (1 Ph)	Amps	208V (1 Ph)	Amps	277V (1 Ph)	Amps		240/208V (1 Ph)	Amps	BCI (Flat)	BCSI (Sloped)
29 (738)	100	330	200	00200B‡-738	1.7	00200C‡-738	1.0	—	—	200/150	00200V‡-738	0.8/0.7	8.0 (3.6)	9.1 (4.1)
	150	490	300	00300B‡-738	2.5	00300C‡-738	1.4	00300N‡-738	1.1	300/225	00300V‡-738	1.3/1.1		
	200	650	400	00400B‡-738	3.3	00400C‡-738	1.9	00400N‡-738	1.4	400/300	00400V‡-738	1.7/1.4		
	275	900	500	00500B‡	4.2	00500C‡	2.4	00500N‡	1.8	500/375	00500V‡	2.1/1.8		
39 (992)	100	330	300	00300B‡-992	2.5	00300C‡-992	1.4	00300N‡-992	1.1	300/225	00300V‡-992	1.3/1.1	10.4 (4.7)	11.9 (5.4)
	150	490	450	00450B‡-992	3.8	00450C‡-992	2.2	00450N‡-992	1.6	450/338	00450V‡-992	1.9/1.6		
	200	650	600	00600B‡-992	5.0	00600C‡-992	2.9	00600N‡-992	2.2	600/450	00600V‡-992	2.5/2.2		
	275	900	750	00750B‡	6.3	00750C‡	3.6	00750N‡	2.7	750/563	00750V‡	3.1/2.7		
49.3 (1253)	100	330	400	00400B‡-1253	3.3	00400C‡-1253	1.9	00400N‡-1253	1.4	400/300	00400V‡-1253	1.7/1.4	12.8 (5.8)	14.7 (6.6)
	150	490	600	00600B‡-1253	5.0	00600C‡-1253	2.9	00600N‡-1253	2.2	600/450	00600V‡-1253	2.5/2.2		
	200	650	800	00800B‡-1253	6.7	00800C‡-1253	3.8	00800N‡-1253	2.9	800/600	00800V‡-1253	3.3/2.9		
	275	900	1000	01000B‡	8.3	01000C‡	4.8	01000N‡	3.6	1000/750	01000V‡	4.2/3.6		
58.8 (1494)	100	330	500	00500B‡-1494	4.2	00500C‡-1494	2.4	00500N‡-1494	1.8	500/375	00500V‡-1494	2.1/1.8	15.1 (6.8)	17.3 (7.9)
	150	490	750	00750B‡-1494	6.3	00750C‡-1494	3.6	00750N‡-1494	2.7	750/563	00750V‡-1494	3.1/2.7		
	200	650	1000	01000B‡-1494	8.3	01000C‡-1494	4.8	01000N‡-1494	3.6	1000/750	01000V‡-1494	4.2/3.6		
	275	900	1250	01250B‡	10.4	01250C‡	6.0	01250N‡	4.5	1250/938	01250V‡	5.2/4.5		
67.5 (1715)	100	330	600	00600B‡-1715	5.0	00600C‡-1715	2.9	00600N‡-1715	2.2	600/450	00600V‡-1715	2.5/2.2	17.2 (7.8)	19.7 (9.0)
	150	490	900	00900B‡-1715	7.5	00900C‡-1715	4.3	00900N‡-1715	3.2	900/675	00900V‡-1715	3.8/3.2		
	200	650	1250	01250B‡-1715	10.0	01250C‡-1715	5.8	01250N‡-1715	4.3	1250/938	01250V‡-1715	5.0/4.3		
	275	900	1500	01500B‡	12.5	01500C‡	7.2	01500N‡	5.4	1500/1125	01500V‡	6.3/5.4		
76.9 (1952)	100	330	700	00700B‡-1952	5.8	00700C‡-1952	3.4	00700N‡-1952	2.5	700/525	00700V‡-1952	2.9/2.5	19.4 (8.8)	22.3 (10.1)
	150	490	1050	01050B‡-1952	8.8	01050C‡-1952	5.0	01050N‡-1952	3.8	1050/788	01050V‡-1952	4.3/3.8		
	200	650	1400	01400B‡-1952	11.7	01400C‡-1952	6.7	01400N‡-1952	5.1	1400/1050	01400V‡-1952	5.8/5.0		
	275	900	1750	—	—	01750C‡	8.4	01750N‡	6.3	1750/1313	01750V‡	7.3/6.3		
85.6 (2175)	100	330	800	00800B‡-2175	6.7	00800C‡-2175	3.8	00800N‡-2175	2.9	800/600	00800V‡-2175	3.3/2.9	21.5 (9.7)	24.7 (11.2)
	150	490	1200	01200B‡-2175	10.0	01200C‡-2175	5.8	01200N‡-2175	4.3	1200/900	01200V‡-2175	5.0/4.3		
	200	650	1600	—	—	01600C‡-2175	7.7	01600N‡-2175	5.8	1600/1200	01600V‡-2175	6.7/5.8		
	275	900	2000	—	—	02000C‡	9.6	02000N‡	7.2	2000/1500	02000V‡	8.3/7.2		
94.5 (2400)	100	330	900	00900B‡-2400	7.5	00900C‡-2400	4.3	00900N‡-2400	3.2	900/675	00900V‡-2400	3.8/3.2	23.6 (10.7)	27.2 (12.3)
	150	490	1350	—	—	01350C‡-2400	6.5	01350N‡-2400	4.9	1350/1013	01350V‡-2400	5.6/4.9		
	200	650	1800	—	—	01800C‡-2400	8.7	01800N‡-2400	6.5	1800/1350	01800V‡-2400	7.5/6.5		
	275	900	2250	—	—	02250C‡	10.8	02250N‡	8.1	2250/1688	02250V‡	9.4/8.1		
103.6 (2632)	100	330	1000	01000B‡-2632	8.3	01000C‡-2632	4.8	01000N‡-2632	3.6	1000/750	01000V‡-2632	4.2/3.6	25.8 (11.7)	29.7 (13.5)
	150	490	1500	—	—	01500C‡-2632	7.2	01500N‡-2632	5.4	1500/1125	01500V‡-2632	6.3/5.4		
	200	650	2000	—	—	02000C‡-2632	9.6	02000N‡-2632	7.2	2000/1500	02000V‡-2632	8.3/7.2		
	200	650	2250	—	—	02250C‡-2632	10.8	02250N‡-2632	8.1	2250/1688	02250V‡-2632	9.4/8.1		
	275	900	2500	—	—	02500C‡	12.0	02500N‡	9.0	2500/1875	02500V‡	10.4/9.0		

Other voltages available. Consult factory.

‡Standard colors - Add W for white finish or A for almond finish to the end of catalog number when ‡ is indicated.

Special or custom colors - See inside back cover for color codes to be added to end of catalog number.